

# ANALYSIS: FLOW MONITORING SURVEYS THE HUMAN TRAFFICKING AND OTHER EXPLOITATIVE PRACTICES PREVALENCE INDICATION SURVEY

REPORTING PERIOD

APRIL 2016—JULY 2016

**2,272** INTERVIEWS WERE CONDUCTED IN THE PERIOD FROM APRIL TO JULY 2016 IOM IN THE FORMER YUGOSLAV REPUBLIC OF MACEDONIA, GREECE, HUNGARY, SERBIA, AND ITALY

## CONTENTS

- [About DTM's Flow Monitoring Surveys](#)
- [Human Trafficking and Other Exploitative Practices Prevalence Indication Survey:](#)
  - [Central Mediterranean Route](#)
  - [Eastern Mediterranean Route](#)
- [Analysis: Flow Monitoring Survey:](#)
  - [Central Mediterranean Route](#)
  - [Eastern Mediterranean Route](#)
- [Methodology](#)
- [Interview form](#)



Visit IOM's interactive map to view data on flows: [migration.iom.int/europe](http://migration.iom.int/europe)

## ABOUT DTM'S FLOW MONITORING SURVEYS

This research started in October 2015, and is being conducted within the framework of IOM's research on populations on the move through the Mediterranean and Western Balkan Routes to Europe. This round of surveys has been carried out by IOM field staff in the former Yugoslav Republic of Macedonia, Greece, Serbia, Hungary, and Italy. This report contains the findings of IOM's Displacement Tracking Matrix (DTM) from surveys conducted between April and July 2016 in Hungary, the Former Yugoslav Republic of Macedonia, Greece and between June and July 2016 in Italy.

The survey gathers information about migrants' profiles, including age, sex, areas of origin, levels of education, key transit points on their route, cost of journey, motives, and intentions. The survey also includes six questions that are proxy indicators for potential human trafficking or exploitative practices that the migrants and refugees interviewed might have experienced.

### ANALYSIS OVERVIEW

This week's report focuses on providing an analysis on migrants and refugees travelling along the Central Mediterranean Route and the Eastern Mediterranean Route. The first section provides analysis on interviewees' responses to human trafficking and other exploitative practices indicators. It also explains the context of the two migration routes. The second section includes background demographic profile of migrants and refugees, push factors, the migration route, and length of journey.

### INTERNATIONAL ORGANIZATION FOR MIGRATION

#### CONTACTS

#### Media

Displacement Tracking Matrix

[migration.iom.int](http://migration.iom.int)


+41.22.7179.271

✉ [mediahq@iom.int](mailto:mediahq@iom.int)

✉ [dtmsupport@iom.int](mailto:dtmsupport@iom.int)

🐦 [@IOM\\_News](https://twitter.com/IOM_News)

IOM Information Gathering activities are supported by:



## SECTION I. COUNTER-TRAFFICKING SURVEY IN CENTRAL MEDITERRANEAN ROUTE (ITALY) AND EASTERN MEDITERRANEAN ROUTE

### ABOUT THE HUMAN TRAFFICKING AND OTHER EXPLOITATIVE PRACTICES PREVALENCE INDICATION SURVEY

This section presents findings from the Human Trafficking and Other Exploitative Practices Prevalence Indication Survey in the Central Mediterranean and the Eastern Mediterranean Routes.

The DTM's Flow Monitoring Survey which includes questions that indicate the prevalence on human trafficking and other exploitative practices was introduced in June 2016 in the Central Mediterranean Route. It has a sample of 435 migrants and refugees who were interviewed in 7 different locations in Italy, on whose answers the findings in this report are based. The Eastern Mediterranean Flow Monitoring Survey on human trafficking and other exploitative practices prevalence indicators started earlier. This survey has a sample of 1,837 migrants and refugees who were interviewed from April 2016 until July 2016, on which findings about the Eastern Mediterranean Route are based.

The Survey includes six questions that are proxy indicators for potential human trafficking or exploitative practices that the migrants and refugees interviewed might have experienced. Five survey indicator-questions refer to the experiences of individual and family travelling with the respondents, and a sixth question refers to a situation witnessed by the respondent (that could also include individual experience, or the experience of a family member).

The findings provide strong evidence of predatory behavior in the environments through which extremely vulnerable populations are having to make their journey. A significant proportion of respondents reported direct experiences of abuse, exploitation or practices which may amount to human trafficking. Since surveys are fully anonymous, the operations are not designed to definitively identify victims of trafficking per se, rather, they provide strong evidence of the kind of enabling environment within which human trafficking thrives and a picture of the vulnerability of migrant populations and the risks they face. It is not known how many vulnerable people have been unsuccessful in attempting to transit through these dangerous environments in relative safety.

\*\*\*

Saturday the 30th of July is the World Day Against Trafficking in Persons. This year, IOM has a dedicated web page that highlights the various campaign initiatives across the globe:

<http://www.iom.int/world-trafficking-day>

## RESULTS

### CENTRAL MEDITERRANEAN ROUTE

These first results take into account the responses of 435 migrants and refugees that were interviewed from June to July 2016 in Sicily\*.

#### Main findings

- **76%** of individuals answered “yes” to one of the trafficking and other exploitative practices indicators, based on their own direct experience
- **7%** of respondents had a member of their family travelling with them, who experienced situations captured by one of the trafficking and other exploitative practices indicators
- **51%** of respondents responded positively to **at least 2** of the trafficking and other exploitative practices indicators

The experiences captured by the human trafficking and other exploitative practices prevalence indicator questions are reported by respondents as mostly taking place in Libya, Algeria, Niger, Mauritania, and Sudan were to a lesser extent also reported by respondents.

#### Direct experience of respondents

- **Individuals who were held against their will: 51%** of respondents reported being held at a location against their will during their journey by parties other than any relevant governmental authorities.

The majority of events fall in these categories: kidnapping for the purpose of requesting a ransom, detention by armed individuals and physical restrictions of movement to a closed space, such as a house. Half of all men interviewed reported being held against their will by actors that were not the relevant governmental authorities. There was a much lower percentage of women respondents who had the same experience.

- **Individuals who were not paid the agreed amount for their work: 46%** reported having worked or performed other activities during the journey without getting the payment they thought they would get. Most of the migrants and refugees who worked without being paid reported that it happened in Libya.
- **Individuals who were forced to work: 40%** reported that they had been forced to perform work or other activities against their will during their journey.
- **Individuals approached with a work offer\*\*:** **25%** reported being approached during their journey by someone offering employment. A majority of respondents who were approached received an employment offer in Libya (82%), and to a lesser extent in Algeria (9%) and other countries on the route. From those who were approached for employment, 66% mentioned that they also experienced instances on the migration journey when they were not paid.
- **Individuals offered a marriage arrangement: 3%** reported being approached by someone offering to arrange a marriage (for the respondent or close family member – child or sibling). The rate is much higher amongst women (9%) than men (2%)

#### Other observed experiences of migrants and refugees on the route

- **Offer of cash in exchange for blood, organs or a body part: 4%.** Approximately 4% of respondents reported that they are aware of instances where cash was offered for organs, 4% reported instances of cash offered for blood, and 1% for body parts.

---

\* Please refer to the methodology section on pg. 13 for details on the flow monitoring survey points.

\*\*This is a proxy indicator for potentially exploitative practices since it shows potentially predatory behaviour and that people are trying to procure labour or services from extremely vulnerable populations at transit locations.

The profile and experiences of the respondents who answered “yes” to one of the trafficking and other exploitative practices indicator-questions, based on the respondents’ own experience:

**Nationality:**\* Highest rates of positive response are amongst the Bangladeshi (96%), Malian (93%), Ghanaian (90%), Senegalese (90%), and Gambian (88%)

**Age:** Positive response rates are slightly higher for adults (76%) than for children (71%). The mean age of those who respond positively is 22 years old, while median age is 20 years old.

**Sex:** Rates of positive response to a trafficking or other exploitative practices indicator are higher amongst men (67% of women responded positively, and 78% of men), with exception of offers to arrange marriage. The rate of positive responses of men is double to that of women, when the respondent said he/she was forced to work, and when he/she said that the work was not paid.

**Travelling mode:** Almost the same response rate for those travelling in a group (79%) and those travelling alone (75%). From those travelling in a group, most positive responses were given by those who travelled with non-family members.

## EASTERN MEDITERRANEAN ROUTE

These results are based on the responses 1,837 migrants and refugees that were interviewed from April to July 2016 in Greece, the former Yugoslav Republic of Macedonia and Hungary.

### Main findings

- **10%** of individuals answered “yes” to one of the trafficking and other exploitative practices indicators, based on their own direct experience
- **0.4%** of respondents had a member of their family travelling with them, who experienced situations captured by one of the trafficking and other exploitative practices indicators
- **2%** of respondents responded positively to at least 2 of the trafficking and other exploitative practices indicators

The experiences captured by the human trafficking and other exploitative practices prevalence indicator questions are reported by respondents to as mostly taking place mostly Turkey, but also Greece, Bulgaria, and to a lesser extent Iran.

### Direct experience of respondents

- **Individuals who were held against their will:** 7% of respondents reported being held at a location against their will during their journey by parties other than any relevant governmental authorities. Most of the respondents who were in this situation were men. The interviewees specified that instances when they were kept against their will include captivity and restrictions to physical movement, but also kidnapping. The smugglers were indicated to play a role into this process. The majority of events are reported to take place in Turkey, but also Greece and Bulgaria.
- **Individuals who were not paid the agreed amount for their work:** 2% reported having worked or performed other activities during the journey without getting the payment they thought they would get. All respondents who were not paid for their work were men.
- **Individuals approached with a work offer:** 1% reported that they had been forced to perform work or other activities against their will during their journey. Almost all respondents who mentioned that they were forced to work reported Turkey as the location.

\* National groups who had 10 respondents or over were considered

- **Individuals approached with a work offer\*:** 2% reported being approached during their journey by someone offering employment. Turkey and Greece were the main countries in which migrants and refugees mentioned that they received offers of employment.
- **Individuals offered a marriage arrangement:** 0.6% reported being approached by someone offering to arrange a marriage (for the respondent or close family member – child or sibling). The rate was higher amongst women (1.7%) than men (0.3%)

#### Other observed experiences of migrants and refugees on the route

- Offer of cash in exchange for blood, organs or a body part: 0.5%. These instances were reported to happen in three countries: Turkey, Greece and Albania.

#### The profile and experiences of the respondents who answered “yes” to one of the trafficking and other exploitative practices indicator-questions, based on the respondents’ own experience on the Eastern Mediterranean route:

**Nationality:\*\*** Highest rates of positive response are amongst Syrians (13%), Pakistanis (13%) and Afghans (12%).

**Age:** Positive response rates are slightly higher for children (15%) than for adults (9%). The mean age of those who respond positively is 26 years old, while median age is 24 years old.

**Sex:** Rates of positive response to a trafficking or other exploitative practices indicator are slightly higher amongst men (8% of women responded positively, and 10% of men), with exception of offers to arrange marriage. The rate of positive responses of men is double to that of women, when the respondent said he/she was forced to work, and when he/she said that the work was not paid.

**Travelling mode:** Migrants and refugees travelling alone had a higher rate of response (12%) to the indicators than those respondents who travel in a group (9%). From those travelling in a group, most positive responses were given by those who travelled with non-family members

#### THE CONTEXT OF CENTRAL MEDITERRANEAN ROUTE

There are much higher rates of positive responses to at least one of the trafficking or other exploitative practices indicator in IOM surveys in the Central Mediterranean, than in IOM surveys conducted in the Eastern Mediterranean route.

The different the migration journey to Europe, and the profile of the migrants and refugees interviewed on the Eastern Mediterranean and the Central Mediterranean routes can explain the difference in rates of positive answers to the trafficking and other exploitation indicators.

**The migration route and the length of the journey:** Migrants and refugees interviewed on the Central Mediterranean route (Italy) have a longer journey to Europe that involves different means of transport and longer transit. For example, 44% of respondents from IOM survey in Italy left the country of origin/habitual residence more than 6 months ago, and 26% left the country between 3 and 6 months before the survey was taken. In total, over half of respondents spent 3 months or more on the journey. Respondents spent an average of 110 days for the first leg of the journey.

\*This is a proxy indicator for potentially exploitative practices since it shows potentially predatory behaviour and that people are trying to procure labour or services from extremely vulnerable populations at transit locations.

\* National groups who had 10 respondents or over were considered

Respondents on the Eastern Mediterranean route have travelled in different circumstances: only 10% of respondents left more than 6 months prior to the survey. This is also an older migration route to reach Europe, while the Eastern Mediterranean route with transit through Turkey, and then to Greece and Balkan countries has become extensively used by migrants and refugees only in the past two years.

**Context in the transit country prior to crossing into Europe:** Migrants interviewed on the Central Mediterranean route typically arrive from Libya as a transit country. The majority of events reported by respondents when they respond positively to the trafficking and other exploitative practices indicators are reported as happening in Libya.

**Profile of migrants and refugees interviewed:** The main national groups that use the Central Mediterranean route and the Eastern Mediterranean route are different. While in Italy the top nationalities of respondents were Eritrean, Nigerian, Gambian and Egyptian, in Eastern Mediterranean route they were Afghan, Pakistani and Syrian. In terms of the push factors, respondents on the Central Mediterranean route left because of war or conflict (53%) and economic reasons (24%). On the Eastern Mediterranean route, almost 3 in 4 respondents reported to have left country of origin due to war of conflict (74%) and 21% mentioned economic reasons.

The average age of respondents on the Central Mediterranean route is lower (22 years the mean, 20 years the median) than the average age of respondents in Eastern Mediterranean route (27 the mean, 25 the median). In addition, almost all respondents interviewed on The Central Mediterranean route were single (78%), and the rest married, or (21%) or widowed (under 1%), or divorced (under 1%).



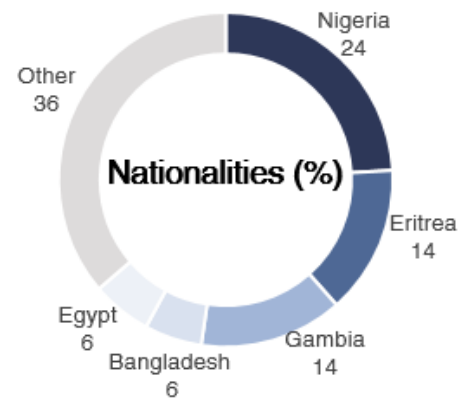
## SECTION 2. FLOW MONITORING SURVEYS

### CENTRAL MEDITERRANEAN ROUTE

This section provides analysis of a sample of 435 migrants and refugees surveyed in Italy in June and July 2016. The analysis focuses on demographic profile of migrants and refugees, push factors, migration route, and length of journey.

#### Nationalities

Top nationalities of respondents surveyed in Italy were Nigerian (24%), Eritrean (14%), Gambian (14%), Bangladeshi (6%), and Egyptian (6%). The remaining 36% were respondents of other nationalities. Other (more than 10 nationalities registered) nationalities include Côte d'Ivoire, Cameroon, Ghana, Mali, Sudan, Guinea, and Senegal.

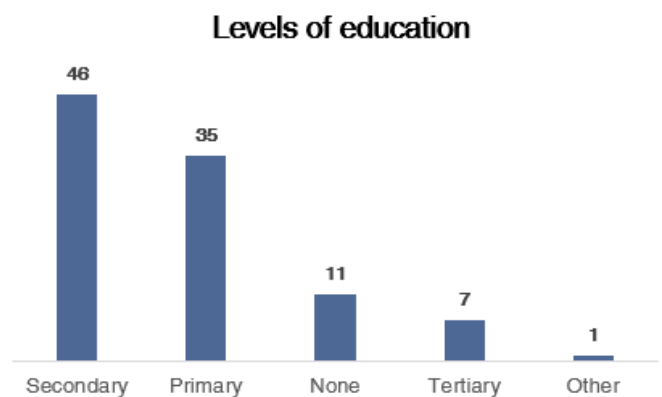


#### Demographics

The average age of respondents on the Central Mediterranean route was 22 years. The average age of women was slightly higher (29 years), as compared to men (26 years). The majority of respondents surveyed were male (87%). The majority of the respondents were single (78%), 21% - married, and the rest widowed (under 1%), or divorced (under 1%). Moreover, male respondents were more likely to be single (82%) as compared to female respondents (51%). 44% of women reported being married versus 17% of men.

#### Education levels

The majority of respondents (46%) reported having obtained secondary education. 35% of respondents reported having obtained primary education, 11% - no education, 7% - tertiary education. The remaining 1% reported having obtained other levels of education.



#### Employment status before leaving

Almost half of the respondents (47%) reported being employed at the time of leaving countries of origin, 30% of the respondents reported being unemployed, and 23% reported studying at the time of departure.

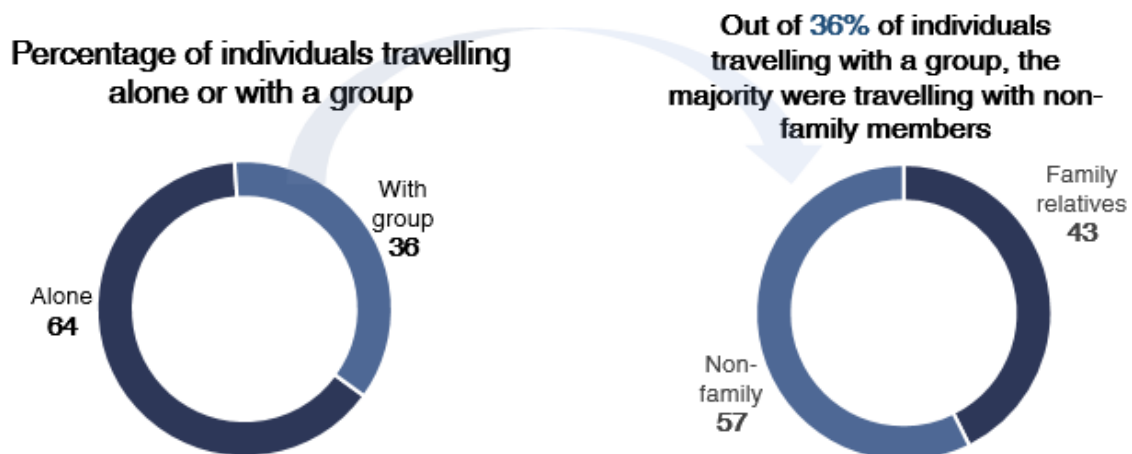
Moreover, out of those 47% of respondents who reported being employed at the time of departure, the most common professional occupation was construction or electricity services and retail services.



## Travelling along the route

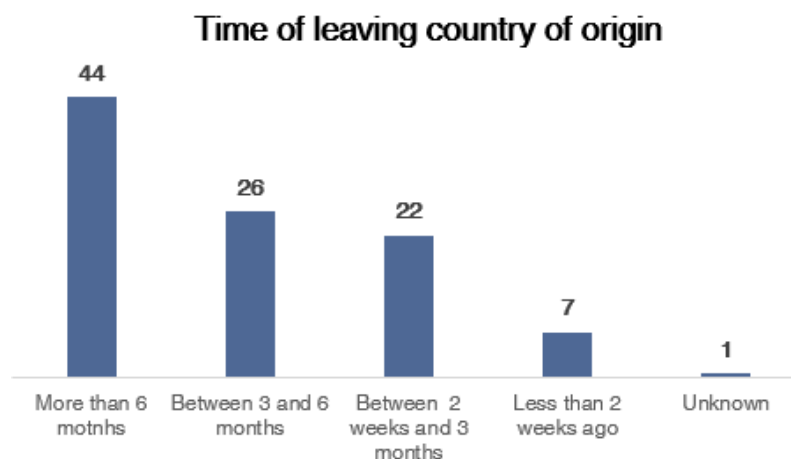
64% of the respondents were travelling alone, while 36% reported travelling in a group. Out of 36% of individuals travelling with a group, 57% reported travelling with non-family members, while 43% reported travelling with family. Out of the total number of individuals who reported travelling with family members, 45% were travelling with siblings only, 18% - with spouse only, 17% - with non-first line relatives, 10%- with parents only, 7% - with children and parents, and 3% - with parents only.

Furthermore, women tend to travel more in groups as compared to men. 65% of women were travelling in groups, versus 32% of men.



## Leaving countries of origin

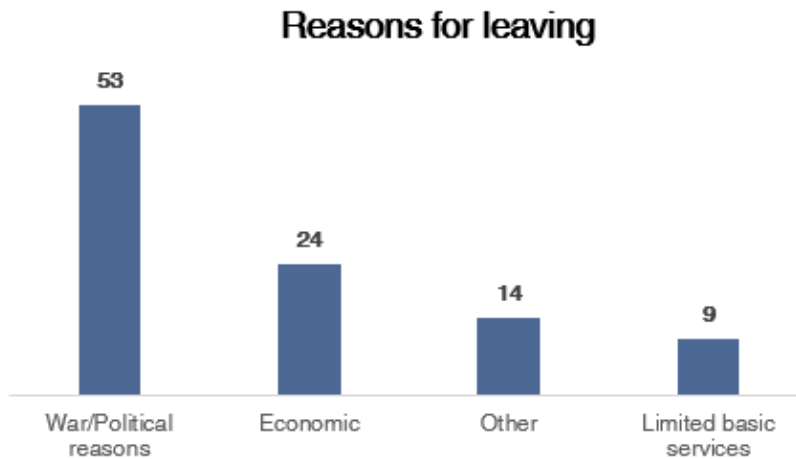
44% of respondents left the country of origin/habitual residence more than 6 months ago, 26% left the country between 3 and 6 months before the survey was taken, 22% between 2 and 3 months, 7% - less than 2 weeks ago.





## Reasons for leaving

The majority of the respondents on the Central Mediterranean route left because of war or political reasons (53%) and economic reasons (24%). 9% of the respondents reported limited basic services as reasons for leaving and 14% - other reasons.



## Destination countries

The correlation matrix below shows that Italy, Germany, France and the Netherlands were the top countries of destination for Nigerians, Eritrea, Gambians and other sub-Saharan nationals. Italy is the top choice for Nigerians and Gambians, with 69% and 70% of the respondents respectively electing it as their primary destination country. However, Netherlands remains a primary choice among 21% of Eritrean respondents.

	Nigeria	Eritrea	Gambia	Other**
Italy	69%	5%	70%	62%
Germany	16%	19%	16%	24%
France	13%	0%	12%	8%
Netherlands	1%	21%	2%	5%
Other*	1%	55%	0%	1%

\*Other countries include: Finland, Denmark, Luxembourg, Norway, Greece, Ireland, Great Britain

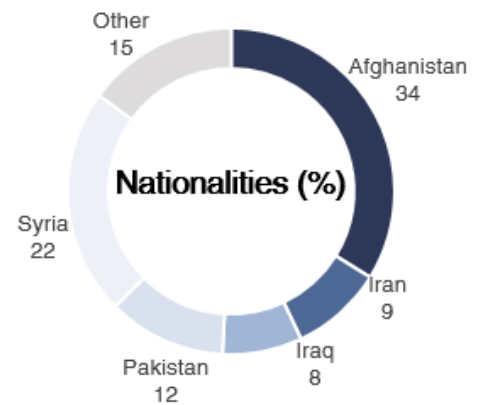
\*\*Other sub-Saharan countries

## EASTERN MEDITERRANEAN ROUTE

This section provides analysis of a sample of 1,837 migrants and refugees surveyed in Hungary, the Former Yugoslav Republic of Macedonia, Greece and Serbia from April to July 2016. The analysis focuses on demographic profile of migrants and refugees, push factors, migration route, and length of journey.

### Nationalities

Top nationalities of respondents travelling along the Eastern Mediterranean route were Afghan (34%), Pakistani (12%), and Syria (22%). Other countries include Morocco, Egypt, Algeria, Somalia.

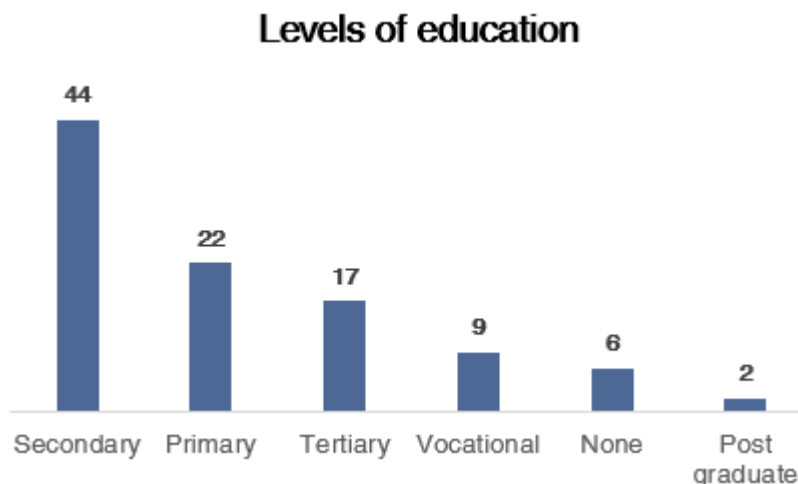


### Demographics

The average age of respondents on the Eastern Mediterranean route was 27 years. The average age of women was slightly higher (23), as compared to men (21 years). The majority of respondents surveyed were male (81%). The majority of the respondents were single (56%), 40% - married, and the rest widowed (2%), or divorced (2%). Moreover, male respondents were more likely to be single (65%) as compared to female respondents (19%). 69% of women reported being married versus 33% of men.

### Education levels

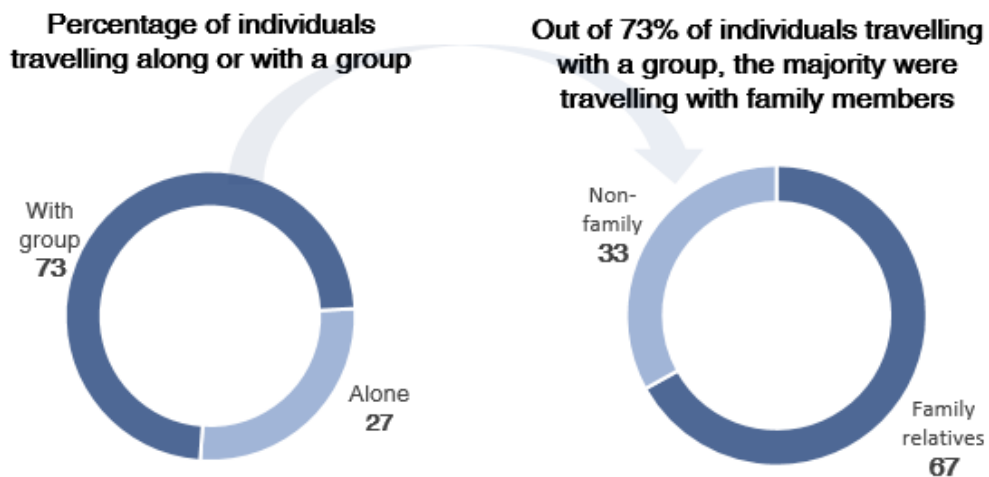
The majority of respondents (44%) reported having obtained secondary education. 22% of respondents reported having obtained primary education, 17% - tertiary education, 9% - vocational level of education, 6% reported having obtained no formal education. The remaining 2% reported having obtained post-graduate education.



## Travelling along the route

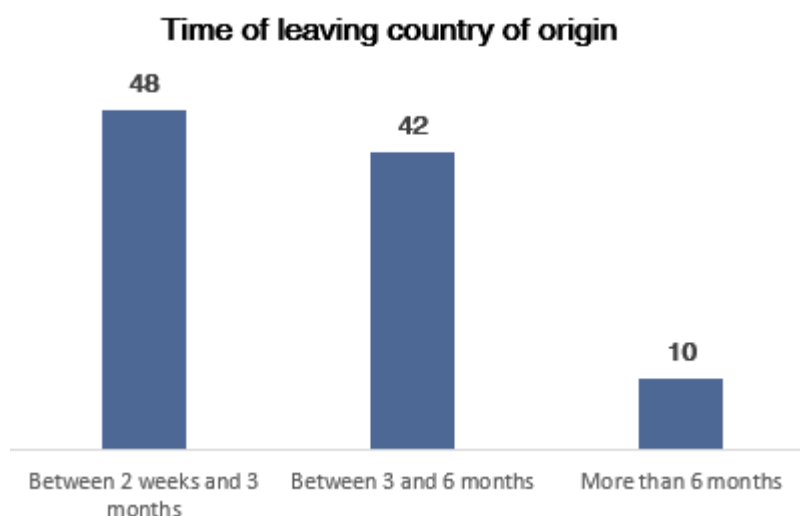
73% of the respondents were travelling with a group, while 27% reported travelling alone. Out of 73% of individuals travelling with a group, 33% reported travelling with non-family members, while 67% reported travelling with family. Out of the total number of individuals who reported travelling with family members, 47% were travelling spouse and children, 15% - with non-first line relatives, 11% - with spouse only, 10% - with siblings only, 9% with parents only, 8% - with children only.

Furthermore, women tend to travel more in groups as compared to men. 65% of women were travelling in groups, versus 32% of men.



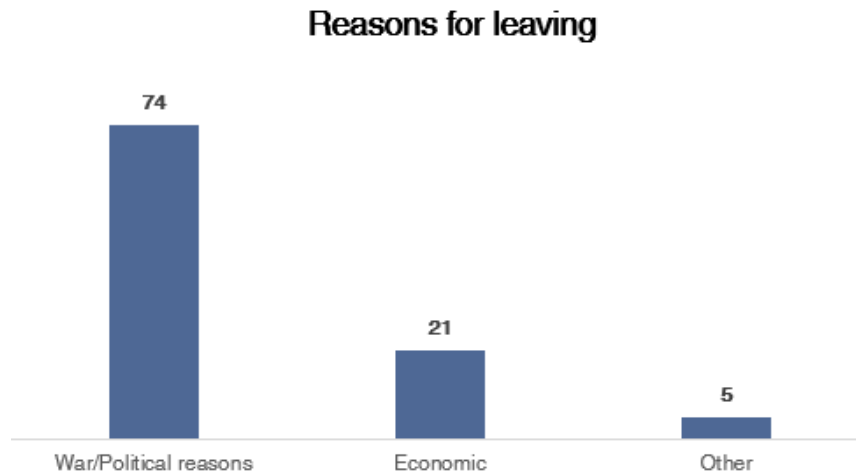
## Leaving countries of origin

48% of respondents left the country of origin/habitual residence between 2 weeks and 3 months, 42% left the country between 3 and 6 months before the survey was taken, 10% - more than 6 months before the survey was taken.



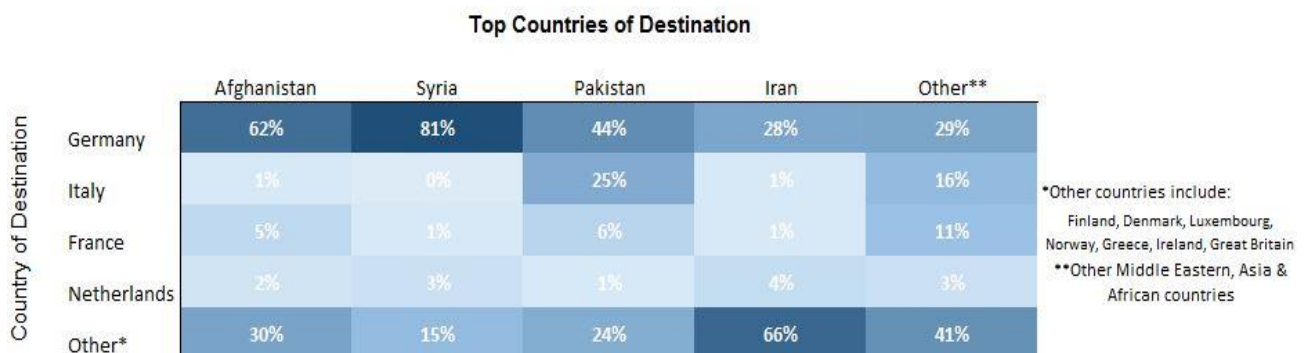
## Reasons for leaving

The majority of the respondents on the Central Mediterranean route left because of war or political reasons (74%) and economic reasons (21%). The remaining 5% of the respondents reported other reasons for leaving.



## Destination countries

The majority of migrants and refugees who travelled along Eastern Mediterranean route transited through Turkey and Greece. The average number of days spent in Turkey was 32 days and a median of 15 days. Furthermore, they spent an average of 74 days in Greece and median of 75 days.



The correlation matrix shows that Italy, Germany, France and the Netherlands were the top countries of destination for Afghans, Syrians, Pakistanis, Iranians, Asians, sub-Saharan and North African nationals. Germany is the top choice for Afghans and Syrians, 62% and 81% of the respondents respectively electing it as their primary destination country. Pakistanis and Iranians also chose Germany as their top choice, 44% and 28% respectively chose it as their primary destination country. Furthermore, Great Britain and Switzerland are the second and third top choices for Iranian respondents; 19% and 13% respectively of surveyed migrants and refugees elected those countries as their primary country of destination.

## METHODOLOGY

The survey is conducted by IOM field staff in locations of entry, transit, and exit in Hungary, the former Yugoslav Republic of Macedonia, Serbia, Slovenia and Greece. The survey in Italy is conducted in entry and transit points in the Sicily Region, including in 3 out of 4 hotspots currently operating in the country (Lampedusa, Trapani and Pozzallo). The hotspots are first reception facilities with high capacity for the purpose of identification and registration of migrants soon upon arrival. Respondents are approached in an ad hoc manner by IOM field staff, with those who give their consent to be interviewed proceeding with the remainder of the questions. The sample is therefore not random and, as with all surveys of this kind, this can lead to selection bias. Those willing to respond to this survey are more likely to be young adult males and this group is therefore overrepresented.

The original survey is designed to capture data which includes: the socioeconomic background of respondents; the routes that they have taken; their region of origin within their last country of habitual residence; their reasons for leaving their last country of habitual residence; what their intended country of destination is; and, who they are travelling with. Five additional questions have been added to the standard 16-question survey, to generate indicators of the prevalence of human trafficking and other exploitative practices for the sample. The Human Trafficking and Other Exploitative Practices Prevalence Indication Survey therefore includes 21 questions translated into Arabic, Dari, Pashtu, Urdu, French and Farsi. The details of the indicators of human trafficking and other exploitative practices indicators are below.

The human trafficking module was developed to capture information about whether or not the respondent has, during their journey:

- Worked or performed activities without getting the payment they expected
- Been forced to perform work or activities against their will
- Been approached by someone offering employment
- Been approached by someone offering to arrange a marriage (for the respondent or someone in his or her family)
- Been aware of instances where migrants/refugees en route had been approached by people offering cash in exchange for blood, organs, or other body parts.
- Been kept at a certain location against their will

The survey structure has the advantage of the collection of data relating to the direct experiences of the primary respondent. This provides more reliable data that are easier to estimate prevalence with. The respondent is also asked a follow up question about whether that same question applies to any of his or her family members travelling with him or her on the journey, in order to capture the experiences of other migrants and refugees on the route.

The survey therefore captures some data beyond the experience of the primary respondent. Given that most respondents are men, the question in relation to arranged marriage is phrased to capture “for you or for a family member” as one, to avoid underreporting this important indicator. Due to how underreported blood or organ trafficking are, for this question respondents are asked whether they have heard of such offers being made to anyone travelling with their group.

Women and children are relatively underrepresented in the sample. Women are somewhat less likely to provide a positive response to one of the indicators but this is most likely explained by the fact that women are less likely to be traveling alone and are more likely to be traveling with a spouse, children, or spouse and children. While the survey does not target minors, attempts to weight based on age generally do not produce differences in the rates of positive response to one of the human trafficking and other exploitative practices prevalence indicators.

The disadvantage of prioritizing collection of data relating to the direct experiences of the respondent is that experiences of family members are not reported in cases where the respondent has already answered affirmatively for him or herself. This is because the follow-up question about the respondent’s family members is not then asked.